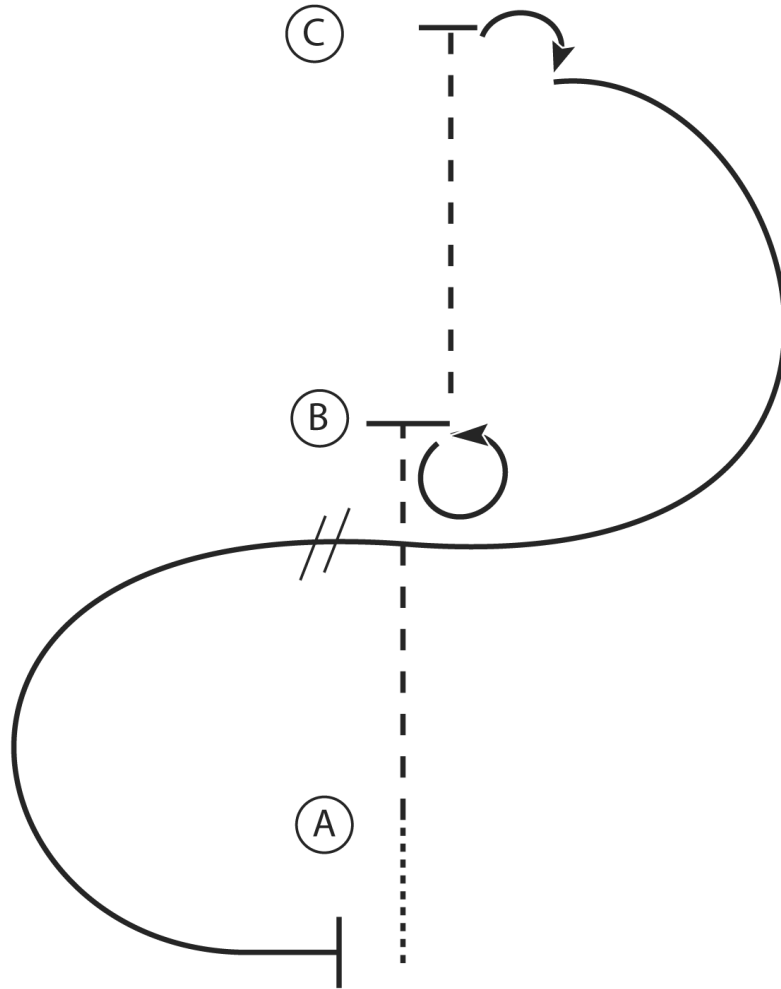


# Johannesburg

## W. Horsemanship (Novice Youth and Novice Amateur)

Show Date: 07-10-2015



1. Walk to A
2. Jog A to B
3. Stop at B and perform a 360 degree turn to the left
4. Jog B to C
5. Stop at C and perform a 90 degree turn to the right
6. Lope a half circle to B on the right lead
7. At B perform a lead change and lope a half circle to A on the left lead
8. Stop at A

Walk	.....
Jog	-----
Extended Jog	-----
Lope	—————
Leg Yield	
Lead Change	↘ ↙
Back	←←←← ←←←←
Marker	(B)
Sidepass	←-----←

[WH/2-30]

Pattern Provided by:  
*Sylvia Katschker*

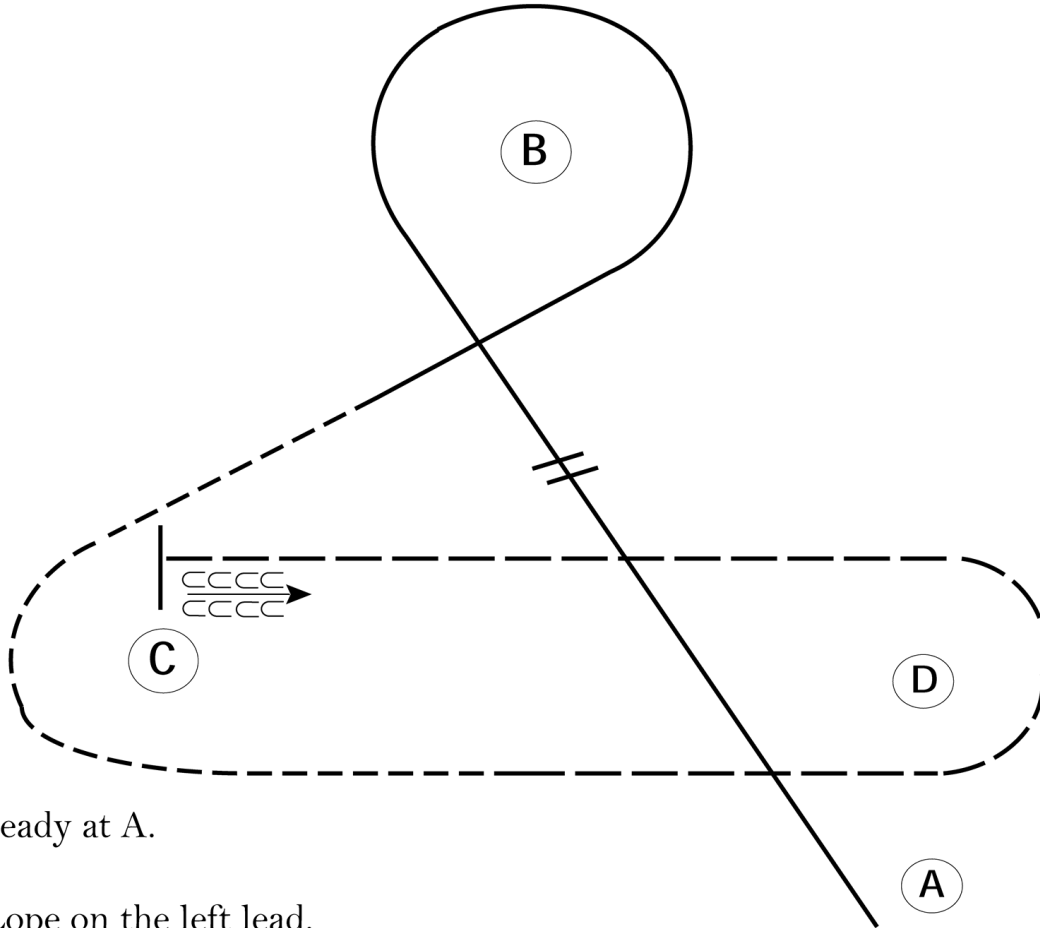
W W W . H O R S E S H O W P A T T E R N S . C O M

W W W . H O R S E S H O W P A T T E R N S . C O M

# Johannesburg

Western Horsemanship (Amateur and Youth flying or simple lead change)

Show Date: 07-10-2015



Be ready at A.

1. Lope on the left lead.
2. Halfway between A and B, perform a flying lead change.
3. Lope on the right lead around B and halfway to C.
4. Halfway to C, break to the jog and jog around C.
5. Halfway between C and D, extend the jog to and around D and to C.
6. Stop at C and back approximately one horse length.

Follow the instructions of your ring steward.

Walk	-----
Jog	-----
Extended Jog	-----
Lope	—————
Leg Yield	
Lead Change	—/—
Back	←←←←← ←←←←←
Marker	⊙
Sidepass	←-----→

[WH/3-54]

Pattern Provided by:  
*Sylvia Katschker*

www.HorseShowPatterns.com

www.HorseShowPatterns.com

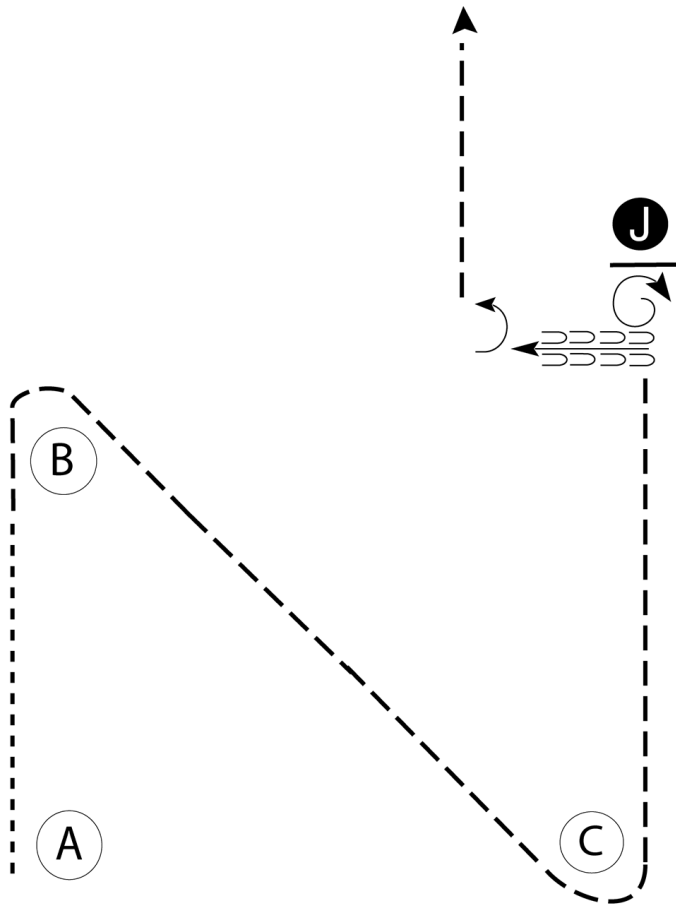
# Johannesburg

## Showmanship (Amateur and Youth)

Show Date: 07-10-2015

w w w . H o r s e S h o w P a t t e r n s . c o m

w w w . H o r s e S h o w P a t t e r n s . c o m



Be ready at A.

1. Walk to B.
2. Trot around B and C and straight to judge.
3. Stop and set up for inspection.
4. When dismissed, turn  $1\frac{1}{4}$  turn to the right.
5. Back one horse length.
6. Perform a 90 degree pull turn left.
7. Trot straight away to finish.

Walk	-----
Trot	- - - - -
Back	← ⊃ ⊃ ⊃
Marker	⊙ B
Judge	● J

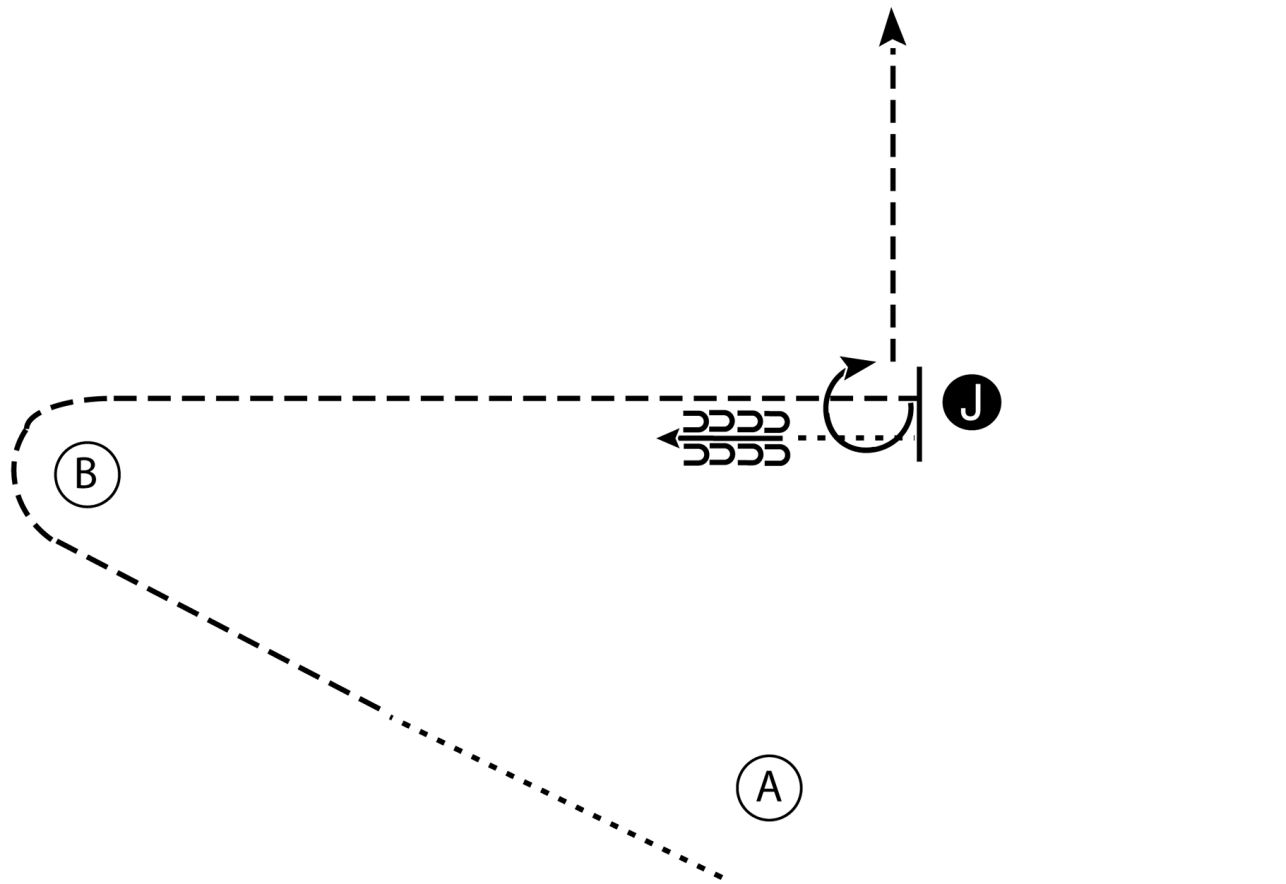
[S/3-22]

Pattern Provided by:  
*Sylvia Katschker*

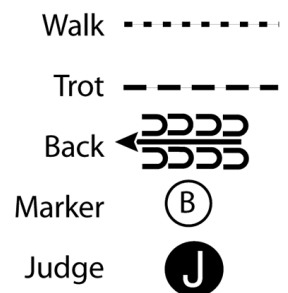
# Johannesburg

## Showmanship (Novice Youth and Novice Amateur)

Show Date: 07-10-2015



1. Walk half way from A to B.
2. Trot around B to the Judge.
3. Stop and back four steps.
4. Walk to Judge and set up for inspection.
5. When dismissed perform a 270 degree turn and trot to line-up.



[S/2-12]

Pattern Provided by:  
*Sylvia Katschker*

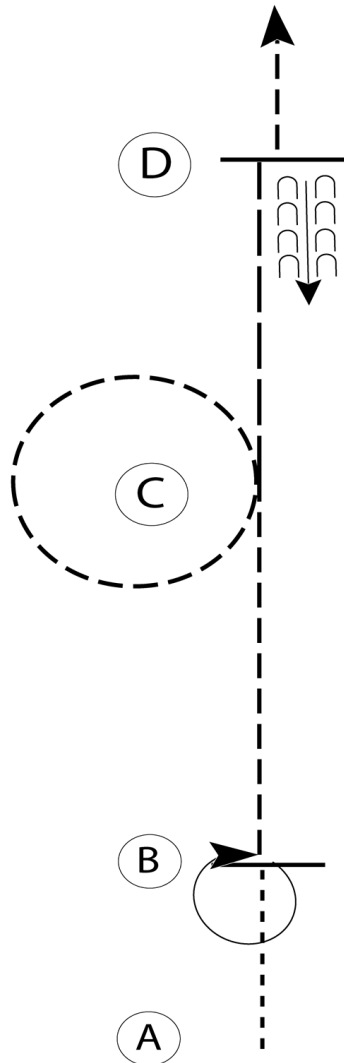
# Johannesburg

## Western Horsemanship (Walk Trot)

Show Date: 07-10-2015

w w w . H o r s e S h o w P a t t e r n s . c o m

w w w . H o r s e S h o w P a t t e r n s . c o m



1. Walk from A to B
2. At B stop and perform a 360 degree turn on the hindquarters to the right
3. Jog to C, and jog a circle around C to the left
4. Extend the jog to D
5. At D stop, back five steps, and jog to the line

Walk	-----
Jog	- - - - -
Extended Jog	- - - - -
Lope	—————
Leg Yield	
Lead Change	— / —
Back	← C C C C C
Marker	⊙ B
Sidepass	←-----→

[WH/WT-15]

Pattern Provided by:  
*Sylvia Katschker*

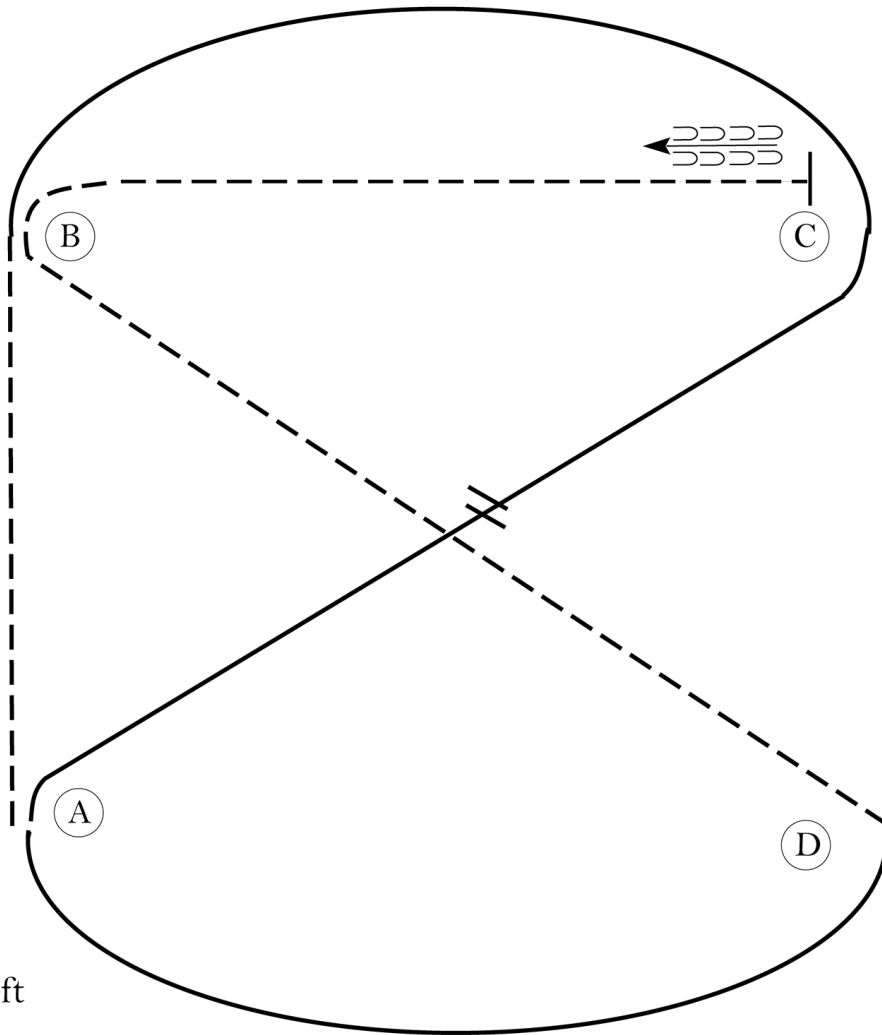
# Johannesburg

## Hunt Seat Equitation (Amateur and Youth)

Show Date: 07-10-2015

w w w . H o r s e S h o w P a t t e r n s . c o m

w w w . H o r s e S h o w P a t t e r n s . c o m



Be ready at A.

1. Trot on the left diagonal to B.
2. Canter on the right lead to and around C and half way to A.
4. Change leads between C and A.
5. Canter around A and to D.
6. Trot on the right diagonal from D to B.
7. Trot in a two-point position to C.
8. Stop at C and back approximately one horse length.

Walk off and follow the directions of your ring steward.

Walk	-----
Trot	- - - - -
Extended Trot	— — — —
Canter	—————
Lead Change	
Back	
Marker	
Hand Gallop	—————

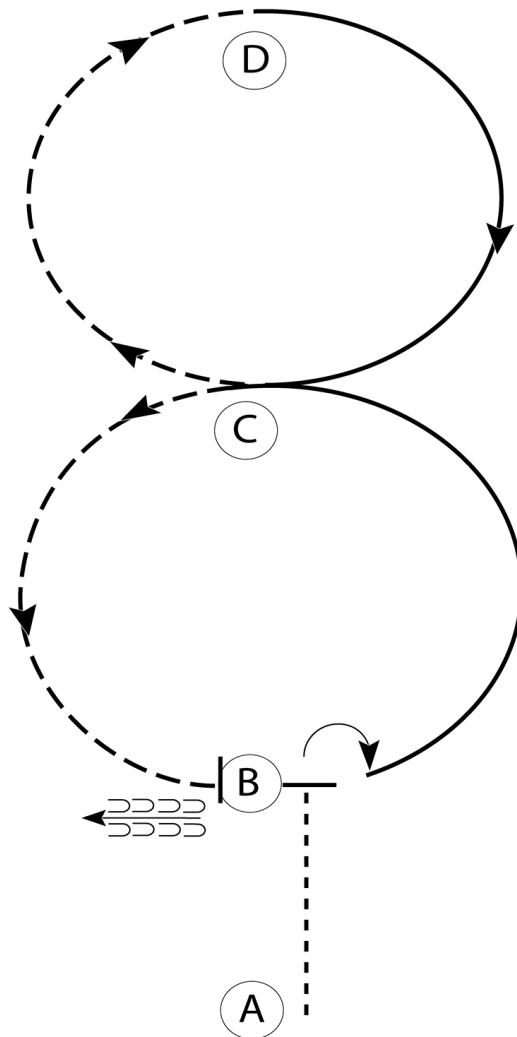
[HSE/2-52]

**Pattern Provided by:**  
*Sylvia Katschker*

# Johannesburg

## Hunt Seat Equitation (Novice Youth and Novice Amateur)

Show Date: 07-10-2015



Be ready at A.

1. Walk to B.
2. Stop at B and perform a 90 degree turn to the right on the forehand.
3. Canter on the left lead to C.
4. Posting trot from C to D.
5. Canter on the right lead from D to C.
6. Posting trot from C to B.
7. Stop at B and back one horse length.

Follow the instructions of your ring steward.

Walk	-----
Trot	- - - - -
Extended Trot	-----
Canter	—————
Leg Yield	
Lead Change	↘
Back	←←←←←
Marker	Ⓚ
Sidepass	←-----→
Hand Gallop	—————

[HSE/2-13]

Pattern Provided by:  
*Sylvia Katschker*

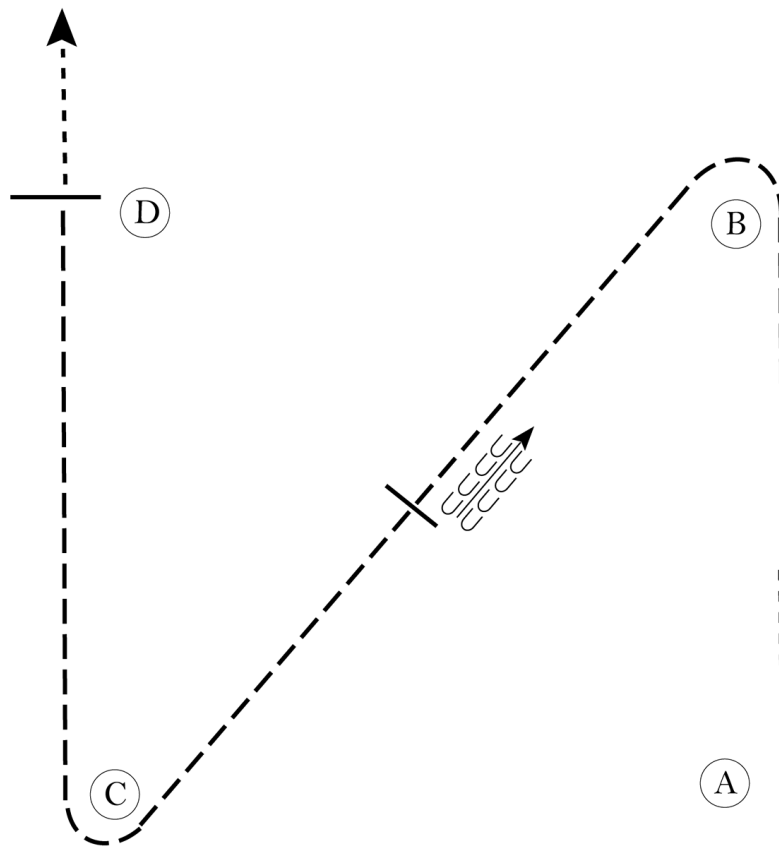
www.HorseShowPatterns.com

www.HorseShowPatterns.com

# Johannesburg

## Hunt Seat Equitation (Walk Trot)

Show Date: 07-10-2015



Be ready at A.

1. Walk approximately two horse lengths from A.
2. Sitting trot to B.
3. At B, posting trot around B to middle.
4. Stop at middle and back one horse length.
5. Sitting trot to C.
6. At C, posting trot around C to D.
7. Stop at D.
8. Exit at a walk.

Follow the directions of your ring steward.

Walk	-----
Trot	- - - - -
Extended Trot	— — — —
Canter	— — — —
Lead Change	
Back	
Marker	
Hand Gallop	— — — —

[HSE/WT-48]

Pattern Provided by:  
*Sylvia Katschker*